

Bulletin | Danfoss Turbocor Compressors

# Customer Notification

B-CN-119-CN Rev A

6/14/2018

**SUBJECT:** Soft Start Revision and Fuse Addition

## 客户通知

**主题：软启动板修订和增加保险丝**

### Purpose 目的

The purpose of this bulletin is to inform our customers that the Soft Start assembly board has been updated to include an additional replaceable fuse.

本公告旨在通知客户我们的“软启动板 ( Soft Start ) ” 装配板已经更新，以包含一个额外的可更换保险丝。

The new fuse is the same type as the current F3 fuse. This impacts all new TT/TG series Soft Starts but does not impact any other form, fit, or function of the compressor. The change is being phased in for all new compressors and replacement spare parts for both the Tallahassee factory and the Haiyan factory. 新的保险丝与当前的 F3 保险丝类型相同。这会对所有新的 TT/TG 系列软启动板有影响，但是不会对压缩机的其他任何外形、适配或功能造成影响。目前，塔拉哈西工厂和海盐工厂的所有新压缩机和更换备件都将逐渐采用这一变更措施。

Our Tallahassee factory has already implemented the new Soft Starts into production. Based on current inventory levels, it is estimated that the new Soft Starts will go into production in our Haiyan factory September 2018.

塔拉哈西工厂已经在生产中采用这种新型软启动板。根据当前库存水平，预计海盐工厂将在 2018 年 9 月将新软启板投入生产。

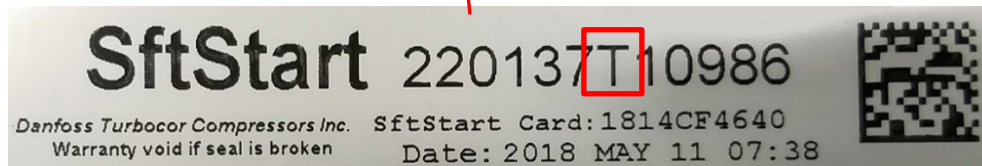
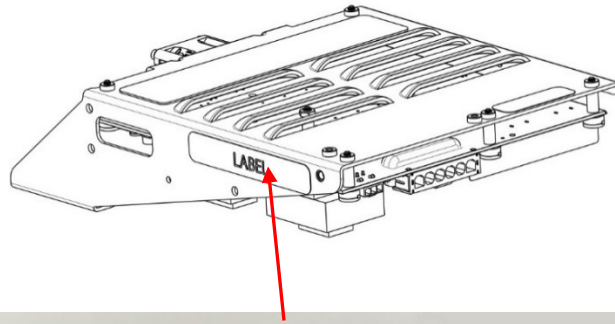
### Summary 概要

A new fuse has been added to our Soft Starts with revision “T” and later. **The new fuse has been added for additional protection of the T1 transformer and to improve the overall reliability of the Soft Start.**

新的保险丝被添加到修订号为“T”打头的软启动板中。**新保险丝可以为 T1 变压器提供额外保护，并可以改善软启动板的总体可靠性。**

The Soft Start Board part numbers and revisions are identified by a label on the side of the Soft Start mounting bracket. The new revision Soft Start board DTC part number can be identified by the 6-digit part number followed by the revision letter.

在软启动板安装支架的侧面有一个标签，给出了软启动板的零件号和修订号。新版本软启动板 DTC 零件号的特征为 6 位零件号加修订字母代号。

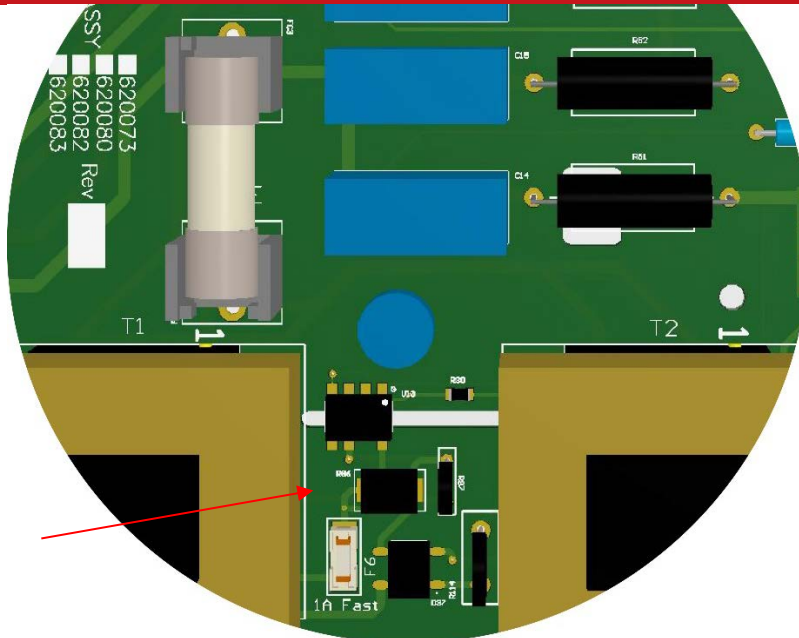


**Figure 1 - Revision Identification**

**图 1 – 修订标识**

This new fuse is a 1A Fast Acting style which is the same as the current F3 fuse. The new F6 fuse is located next to the T1 transformer. Refer to Figure 2 below for an illustration of the F6 fuse location.

新的保险丝与当前的 F3 保险丝一样，为 1A 快速熔断型。新的 F6 保险丝位于 T1 变压器旁边。下面的图 2 显示了 F6 保险丝的位置。



**Figure 2 – New Fuse Location**  
**图 2 – 新保险丝的位置**

Below are the Soft Start/Compressor details that have been assembled in Tallahassee:  
下面列出的是塔拉哈西工厂中装配的软启动板/压缩机详细信息：

- **Soft Start 220135**
  - Description: Module Soft Start Assembly 460V
  - Production Implementation Date: 5/18/18
  - First Compressor Serial Number: 181385100
- **Soft Start 220136**
  - Description: Module Soft Start Assembly 575V
  - Production Implementation Date: 6/5/18
  - First Compressor Serial Number: 181565250
- **软启动板 220135**
  - 描述：模块化软启动板装置 460V
  - 生产实施日期：5/18/18

- 第一压缩机序列号：181385100
- **软启动板 220136**
  - 描述：模块化软启动板装置 575V
  - 生产实施日期：6/5/18
  - 第一压缩机序列号：181565250
- **Soft Start 220137**
  - Description: Module Soft Start Assembly 400V
  - Production Implementation Date: 5/16/18
  - First Compressor Serial Number: 181365130
- **Soft Start 220138**
  - Description: Module Soft Start Assembly 380V
  - Production Implementation Date: 6/6/18
  - First Compressor Serial Number: 181575130
- **Spare Parts**
  - Soft Start Kits 100020-1 and 100020-3 received the Revision T Soft Starts on 5/21/2018
  - Soft Start Kit 100020-2 received the Revision T Soft Starts on 6/6/2018
  - Soft Start Kit 100020-4 received the Revision T Soft Starts on 6/7/2018
  - There will be no changes to the fuse kit part numbers as there are 10 1A fuses included in those kits
- **软启动板 220137**
  - 描述：模块化软启动板装置 400V
  - 生产实施日期：5/16/18
  - 第一压缩机序列号：181365130
- **软启动板 220138**
  - 描述：模块化软启动板装置 380V
  - 生产实施日期：6/6/18
  - 第一压缩机序列号：181575130

- **备件**

- 软启动板套件 100020-1 和 100020-3 于 5/21/2018 收到修订版 T 型软启动板
- 软启动板套件 100020-2 于 6/6/2018 收到修订版 T 型软启动板
- 软启动板套件 100020-4 于 6/7/2018 收到修订版 T 型软启动板
- 保险丝套件采用的是 10 1A 保险丝，因此零件号没有变化

### Action Required 所需的行动

---

No action is required; no new part numbers have been created, all parts are fully backward compatible, and fuse quantities in the spare part kits have not changed.

无需采取行动；没有创建新的零件号，所有的零件都是完全向后兼容的，而且备件套件中的保险丝数量也没有变化。

### Need Assistance 需要帮助

---

For further questions, please contact your Key Account Manager or our Product Support group at [turbocor.ps.na@danfoss.com](mailto:turbocor.ps.na@danfoss.com) or [eu.support@danfoss.com](mailto:eu.support@danfoss.com) for inquiries within Europe.

如果您有任何问题，请联系您的大客户经理或是我们的产品支持小组，联系方式为 [turbocor.ps.na@danfoss.com](mailto:turbocor.ps.na@danfoss.com) 或 [eu.support@danfoss.com](mailto:eu.support@danfoss.com)（欧洲范围内的咨询）。