



# O-RINGS, INLET PIPE

199K0019



**Installation and servicing of Danfoss Turbocor® compressors by qualified and product trained personnel only. Follow these instructions and sound refrigeration/electrical/servicing practices relating to installation, commissioning, maintenance, and service.**

<p>Consult the appropriate Danfoss LLC Service Manual on <a href="http://www.turbocoroem.com">www.turbocoroem.com</a> for detailed service instructions.</p>	<p><b>Never power the compressor without the top covers in place and secured.</b></p> <p><b>Removing the mains input cover will expose you to hazardous voltages. Ensure the mains input power is off and locked out before removing the cover.</b></p> <p><b>Before removing the top cover, wait at least 20 minutes after isolating AC power to allow the high-voltage capacitors to discharge.</b></p>	<p>Always wear appropriately rated safety equipment when working around equipment and/or components energized with high voltage.</p> <p><b>This equipment contains hazardous voltages that can cause serious injury or death.</b></p>	<p><b>Recover all refrigerant from compressor in accordance with local codes and ensure pressure is fully vented before the removal of refrigerant containing components.</b></p>
--	---	---	---

## 1 - Introduction

Please refer to our service manual for the removal and installation procedures.

To access the manual, you may scan the applicable QR code below or you may go to our DTC website at [www.turbocoroem.com](http://www.turbocoroem.com). At the bottom of the page there is a Section named "Categories" that includes various menus including one for Manuals.

Refer to the applicable QR code below to download the TT/TG Series Service Manual.

English










Chinese



## 2 - Kit Contents

**Note:** Any part numbers included in the kit contents are internal part numbers only. Please refer to our Spare Parts Manuals for any kit part numbers.

O-rings, Inlet Pipe		
Kit number: 199K0019		
QTY	Part(s) Description	Picture(s)
2	SCREW, M5x50, TORX – 902887	
2	SCREW, M5x15, PAN HEAD DBL SEMS – 902881	
2	WASHER, M5, FLAT – 902803	
2	WASHER, M5, SPLIT LOCK – 902808	
2	O-RING – 901859	
1	O-RING – 902196	
1	LUBRICATION-SUPER-O-LUBE-2G – 900578	

## 3 - List of Changes

Revision	Date	Description of Change
A	9/25/2025	New

Danfoss LLC can accept no responsibility for possible errors in catalogues, brochures, and other printed material. Danfoss LLC reserves the right to alter its products without notice. This also applies to products already on order provided that such alterations can be made without subsequential changes being necessary in specifications already agreed. All trademarks in this material are the property of the respective companies. Danfoss and the Danfoss logotype are trademarks of Danfoss A/S. All rights reserved.